

CCH-100

QSC

User Manual

CCH-100 Closed Caption Glasses



TD-001596-01



EXPLANATION OF SYMBOLS

The term **“WARNING”** indicates instructions regarding personal safety. Failure to follow them may result in bodily injury or death.

The term **“CAUTION”** indicates instructions regarding possible damage to physical equipment. Failure to follow them may result in equipment damage to equipment that may not be covered under the warranty.

The term **“IMPORTANT”** indicates instructions or information that are vital to the successful completion of the procedure.

The term **“NOTE”** indicates additional useful information.



The lightning flash with arrowhead symbol in a triangle alerts the user to the presence of uninsulated dangerous voltage within the product's enclosure that may constitute a risk of electric shock to humans.



The exclamation point within a triangle alerts the user to important safety, operating, and maintenance instructions in this manual.



IMPORTANT SAFETY INSTRUCTIONS



1. Read these instructions and keep a copy for future reference.
2. Strictly follow and heed all instructions and warnings.
3. Do not use or submerge this device in or near water or liquids.
4. Clean the device only with a dry cloth. Do not use any aerosol spray, cleaner, disinfectant or fumigant on, near, or into it.
5. Do not block any ventilation opening. Use in accordance with the manufacturer's instructions.
6. Do not use the device near any heat sources, such as radiators, heat registers, stoves, or other apparatus (including amplifiers).
7. Use caution with any attachments, accessories, mounts, or brackets that are not specified or approved by QSC, LLC.
8. Refer all service to qualified personnel. Service is required if the device has been damaged in any way, such as liquid spilling or objects falling into it, exposure to rain or moisture, failure to operate normally, or being dropped onto a floor or other hard surface.

Maintenance and Repair

Advanced technology—e.g., the use of modern materials and powerful electronics—requires specially adapted maintenance and repair methods. To avoid subsequent damage to the equipment, personal injury, and/or creation of additional safety hazards, have all maintenance or repair work on the equipment performed only by a QSC authorized service station or an authorized QSC International Distributor. QSC is not responsible for any injury, harm, or related damages that arise from any failure of the customer, owner, or user of the equipment to facilitate those repairs.

Warranty

For a copy of the QSC Limited Warranty, visit the QSC website at www.qsc.com

Introduction

The CCH-100 is a pair of closed caption glasses, called CaptionWear™, used in movie auditoriums. It receives captions for up to four languages from the QSC IRC-28C infrared panel and displays the captions.


Operation

1. Put the lanyard around your neck and the CaptionWear glasses on your head. Slide the power switch to **ON** (toward the green LED). The LED will come on and sample captions will display on the glasses.

When you are in the auditorium the glasses will display a welcome message until the movie or trailer starts. When captioned content plays, the captions will appear. Please note that not all movies or trailers have captions.

Use the red **LANGUAGE** button on the lanyard module to scroll through the available languages and select the desired one. Note that the default language is English, so you only need to use the button if you want a language other than English. Use the switch also for inverting the displayed caption text, such as when the glasses are changed between right- and left-eye projection.

2. To move the text vertically in your field of vision, use the **Up/down adjustment knob** on either side of the CaptionWear glasses. To center or adjust the text position horizontally, use the **Adjustable nose pad lever**. To adjust the focus of the text, use the **Image focus ring**.
3. When the movie finishes, move the power switch to **OFF**. Return the unit to the cinema.



Batteries

Two AA NiMH rechargeable batteries are included with the CCH-100, along with a cable for connecting the CCH-100 to a USB power supply for recharging. The batteries provide approximately 12 hours of continuous operation per full charge. A low battery warning will appear on the display when the unit is turned on if less than 3 hours of operation remain.

USB Jack Charging Port

Use the USB jack to recharge the installed NiMH batteries. (Alkaline batteries are not rechargeable.) The batteries should be recharged whenever the low battery warning appears. To recharge the batteries, turn off the CCH-100 and connect the CCH-100 to a USB port on a computer or power supply. To avoid damaging the USB jack, please use only the cable included with the CCH-100.



A red LED will indicate that the batteries are charging. The LED and the charging circuitry will turn off when the batteries have fully charged, to prevent overcharging.

Right- or Left-Eye Projection

The CaptionWear glasses are factory-assembled with caption projection on the right eye because that is the dominant eye for most people. However, it is a quick and simple process to switch to left-eye projection for viewers who prefer it. See the photos at right.

To switch projection:

1. Detach the cable from the glasses and press the pod out of the frame.
2. Flip the pod around.
3. Press the pod into the frame until it snaps in place. Reattach the cable. Use the **LANGUAGE** button to scroll through and select the desired language and text orientation.



CaptionWear over Eyeglasses

CaptionWear™ may be worn directly over your eyewear for an easy fit.

Cleaning

Clean the CaptionWear glasses by wiping the lenses with a microfiber lens tissue or cleaning cloth, such as Kimberly Clark Precision Wipes - KIMWIPES® EX-L. If needed, use a fluid such as Edmund Lens Cleaner. Both products are available at www.edmundoptics.com.

Do not use any abrasives on the CaptionWear, and do not expose the lenses to thinners, benzenes, insecticides, or sunscreens. Do not use glass cleaner containing ammonia; it will leave a haze on the acrylic lenses over time.

Sterilization

Use alcohol cleaning papers such as Purell® Sanitizing Hand Wipes with 62% ethyl alcohol to wipe down surfaces that contact the skin. You can also use ultraviolet (UVC) sterilization equipment to sterilize the frame after the cable and pod are removed. An irradiation dose of 250 $\mu\text{W}\cdot\text{min}/\text{cm}^2$ (15 mJ/cm^2) can kill 99.9% of bacteria and viruses.

FCC Statement



NOTE: This equipment has been tested and found to comply with the limits for a Class B digital device, pursuant to Part 15 of the FCC Rules. Operation is subject to the following two conditions: (1) This device may not cause harmful interference, and (2) this device must accept any interference received, including interference that may cause undesired operation.

These limits are designed to provide reasonable protection against harmful interference in a residential installation. This equipment generates, uses and can radiate radio frequency energy and, if not installed and used in accordance with the instructions, may cause harmful interference to radio communications. However, there is no guarantee that interference will not occur in a particular installation. If this equipment does cause harmful interference to radio or television reception, which can be determined by turning the equipment off and on, the user is encouraged to try to correct the interference by one or more of the following measures:

- Reorient or relocate the receiving antenna.
- Increase the separation between the equipment and receiver.
- Connect the equipment into an outlet on a circuit different from that to which the receiver is connected.
- Consult the dealer or an experienced radio/TV technician for help.



Mailing Address:

QSC, LLC

1675 MacArthur Boulevard

Costa Mesa, CA 92626-1468 USA

Main Telephone Number: +1.714.754.6175

Sales & Marketing

Telephone: +1.714.957.7100

Toll free (USA only) 1.800.854.4079

FAX: +1.714.754.6174

Customer Service

Telephone: +1.714.957.7150

Toll free (USA only): 1.800.772.2834

FAX: +1.714.754.6173

E-Mail: service@qsc.com

cinematechsupport@qsc.com

World Wide Web

www.qsc.com

© 2019 QSC, LLC. All rights reserved. QSC and the QSC logo are registered trademarks of QSC, LLC in the U.S. Patent and Trademark office and other countries. All other trademarks are the property of their respective owners.

<http://patents.qsc.com>.