

Features

- 3-way selectable, bi or tri-amplified screen channel system
- MH-1075 provides increased high-frequency output
- LF-3215 is constructed of MDF and is heavily braced
- Low-distortion waveguides provide highly articulate dialogue
- Shallow depth (20") facilitates installation



Developed specifically for the unique requirements of professional motion picture playback, the SC-323H extends QSC's commitment to the cinema market. As a member of the DCS Digital Cinema Speaker Series, the SC-323H is a 3-way, selectable bi or tri-amplified screen channel loudspeaker system comprised of two main units—the MH-1075 mid-high frequency system and the LF-3215 low-frequency system.

The MH-1075 mid-high system features a high output, horn loaded 10" midrange cone driver and a 3" (75 mm) titanium diaphragm compression driver mounted to an adjustable pan and tilt bracket. The MH-1075 includes a driver protection network and a passive crossover for bi-amp operation. Power limiter circuitry protects the high-frequency driver from overpowering. The MH-1075 provides extended frequency coverage for the critical midrange band. A high power 10" cone driver allows operation as low as 250 Hz and the advanced phase plug coupling permits a crossover point of up to 1800 Hz to the high-frequency horn. This ensures that most of the dialog range is reproduced by a single element, for unmatched intelligibility.

The LF-3215 dual 15" (381 mm) low-frequency enclosure is designed specifically to address the extended low-frequency response required for cinema applications. The LF-3215 covers the frequency range from 35 Hz to 250 Hz. Close Coupled Woofers (CCW), with their tight spacing between woofers, improves coupling and keeps coverage angles wide over a greater frequency range than more widely spaced designs.

The SC-323H is designed for ease of installation. The MH-1075 components come pre-assembled to reduce field assembly time. Three bolts are all that are required to secure the MH-1075 to the top of the LF-3215 enclosure.

Specifications

SC-323H

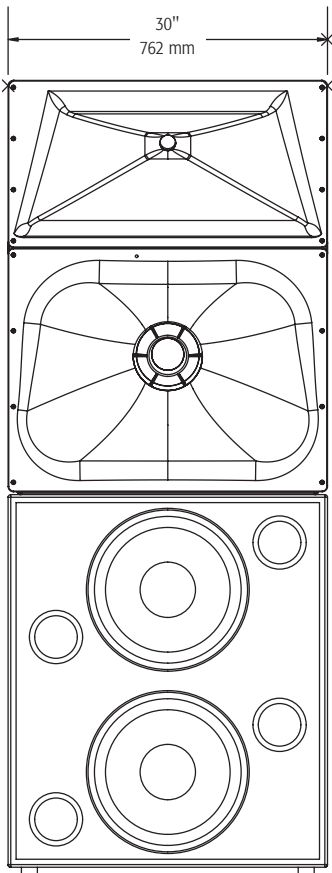
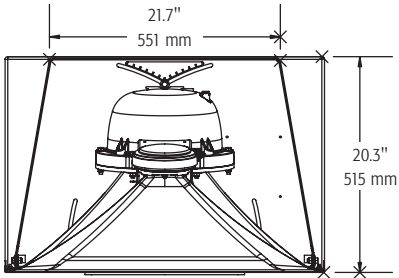
Nominal Coverage	90° horizontal x +20 to -30° vertical										
Frequency Range	32 Hz – 16 kHz (-6 dB)										
Crossover Frequency	250 and 1700 Hz, 24 dB per octave										
	LF-3215	MH-1075									
Impedance	4Ω	8Ω									
Sensitivity 1 watt/1 meter, half space	98.5 dB	Bi-amp 105 dB	Tri-amp MF 105 dB HF 107.5 dB								
Maximum Input Power ¹	<table border="0"> <tr> <td>8 hours of 6 db crest factor IEC 268 noise spectrum</td> <td>600 W RMS</td> <td>250 W RMS² passive mid-high</td> <td>275 W RMS 80 W RMS</td> </tr> <tr> <td>2 hours of 6 db crest factor pink noise, 50 Hz – 20 kHz, AES method</td> <td>800 W RMS</td> <td colspan="2">350 W RMS</td> </tr> </table>			8 hours of 6 db crest factor IEC 268 noise spectrum	600 W RMS	250 W RMS ² passive mid-high	275 W RMS 80 W RMS	2 hours of 6 db crest factor pink noise, 50 Hz – 20 kHz, AES method	800 W RMS	350 W RMS	
8 hours of 6 db crest factor IEC 268 noise spectrum	600 W RMS	250 W RMS ² passive mid-high	275 W RMS 80 W RMS								
2 hours of 6 db crest factor pink noise, 50 Hz – 20 kHz, AES method	800 W RMS	350 W RMS									
Recommended Amplifier Power	1200 W RMS maximum		800 W RMS maximum								
Recommended Processing	Subsonic filter below 30 Hz, > 18 dB per octave	4th order LR crossover at 200 and 1700 Hz via QSC DCM or QSControl.net™									
Connectors	Barrier strip screw terminals accept up to #10 AWG stranded wire	Barrier strip screw terminals accept up to #10 AWG stranded wire									
Transducers	Two 15" (381mm) high efficiency, extended bass woofer featuring 3" copper voice coils	10" high efficiency mid range, 1.5" (38mm) exit, 3" titanium diaphragm compression driver									
Enclosure	Quasi B4 alignment, ported enclosure with fully flared ports, symmetrical port design, tuned to 36 Hz, constructed of MDF and heavily braced. Features vandal resistant woofer mounting bolts	Tilt/Pan Bracket ±10° vertical tilt ±10° horizontal pan									
Dimensions (HWD)	36" x 30" x 20.3" (910 mm x 762 mm x 516 mm)	39" x 30" x 20" (990 mm x 762 mm x 508 mm)									
Weight – Net	172 lb (78 kg)	85 lb (39 kg)									
System Weight	257 lb (117 kg)										
Baffle Cut-Out	76" x 32"										

1) Maximum input power tested in accordance with IEC 268-5 recommendations, 50 Hz – 20 kHz band limiting, 6 dB signal crest factor.
2) Maximum input power tested in accordance with IEC 268-5 recommendations, 200 Hz – 2 kHz band limiting, 6 dB signal crest factor.

SC-323H

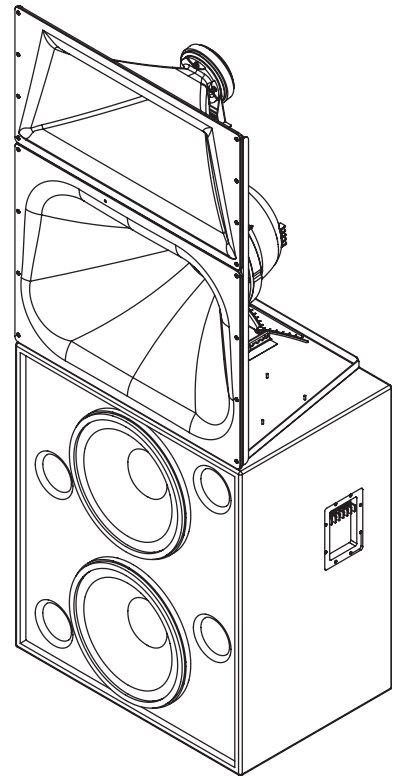
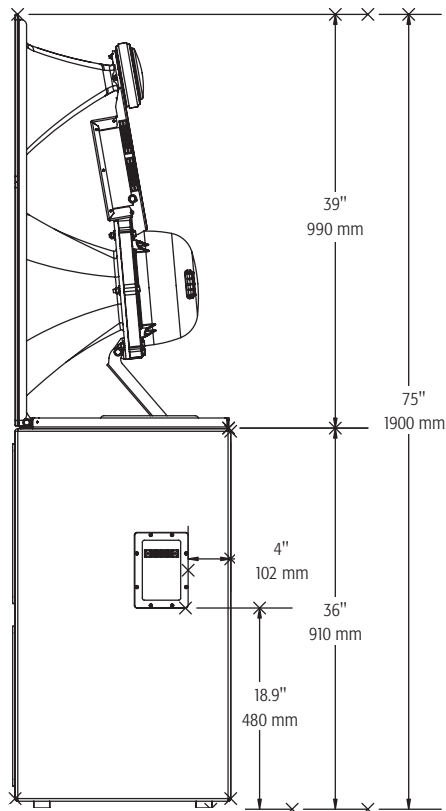
Dimensions

Top



Front

Side



Specifications subject to change without notice.

QSC, the QSC logo and QsControl.net are registered trademarks of QSC Audio Products, LLC in the U.S. Patent and Trademark office and other countries. All other trademarks are the property of their respective owners. Patents may apply or be pending.

1675 MacArthur Boulevard • Costa Mesa, CA 92626 • Ph: 800/854-4079 or 714/957-7100 • Fax: 714/754-6174

SC-323H Spec Sheet - 06/20/08

QSC
qscaudio.com